



Diamond[®]

Make your mark.[™]

DESIGN GUIDE

WELCOME

to the Diamond® Design Guide.

Full of tips and inspiration, this design guide is your go-to companion during the exciting and, yes, sometimes overwhelming process that is home remodel. Browse the styles and finishes, organizational "sanity helpers", and attention-grabbing wood hoods, and be reassured by the designer notes along the way.

Diamond's powerful portfolio of cabinetry options will propel your vision of home from magazine clippings and Pinterest boards to a dream realized. You can count on Diamond - and on me - to deliver what will surely be your new favorite room.

Cheers to a beautiful home!

Your Diamond Designer



DESIGNER TIP:

Look for the + symbol throughout for additional information and inspirational ideas

Shown on front cover: Paterson Maple Steam Paint and Kanga Stain, Distinction™ Series



Shown: Wendell White Painted Hardwood, Vibe™ Series



Make your design personal. For example, if you're a home chef, create a space for your cookbook collection.



AMY BILLER

Kitchen and Bath Designer
Greencastle, PA

DESIGNER SPOTLIGHT

Hello, Amy!

Tell us a bit about yourself and how you got started as a Kitchen and Bath designer.

I am a single mom of 3 and my family and I live in beautiful south-central Pennsylvania. I have been passionate about interior design since I was a small child and have always known it is what I was called to do. My priority is faith and family and spreading light through all I do - most definitely through my design work.

What did your early career look like?

After graduating with an Interior Design degree, I took a position working at a cabinet dealer and that launched me into the wonderful world of kitchen design.

Your excitement for design shows through, Amy! How long have you been in the industry?

I have been a kitchen designer for 10 years and I have been designing with Diamond cabinets for the last 7 years.

Why do you choose to use Diamond cabinets in your designs?

My favorite feature about Diamond is the wide variety of cabinet sizes and available accessories that I can use to achieve both a smart cabinet layout and a great-looking design. This helps me meet the customers needs, fit into any size constraints, all while keeping the desired design aesthetic.

We love this two-tone kitchen design of yours! Tell us more.

I had so much fun working on this project! It began with my client's request to relocate their kitchen to what was a sunroom area and remove several walls as part of that effort. They provided a few inspiration photos but beyond that I had free reign to do what I thought best. The room I was working with was all windows. We kept as many as possible but did remove a few to create usable wall space. A main goal was to create symmetry with the windows, cabinets and range hood. It brings a sense of stability and calm to the overall room design. At the same time, we wanted to create a stand-out piece which is what we achieved with the wood hood.

You make kitchen design look easy but we know there must be challenges along the way.

I love a design challenge and see it as an opportunity, not so much a challenge. That is where I thrive. For example, I embrace the times when a client has given me an out-of-the-ordinary idea or vision that I have then had to solve with the constraints of the available space and budget.

Give us your best advice on kitchen design.

My greatest design tip is to listen to the client. You are not designing for you, you are designing for them!

We couldn't agree more, Amy! Cheers to your beautiful work. We will be keeping our eyes peeled for what you do next!

Diamond®

Make your mark.™

Diamond® Cabinetry offers different series to meet a variety of needs. Your designer will help you determine which is the right fit for you and your design.

To understand what is available in each series, look for the icons throughout this design guide.

V VIBE™ SERIES

A great entryway into Diamond® Cabinetry, the Vibe™ Series offers all the essentials to create a beautiful design.

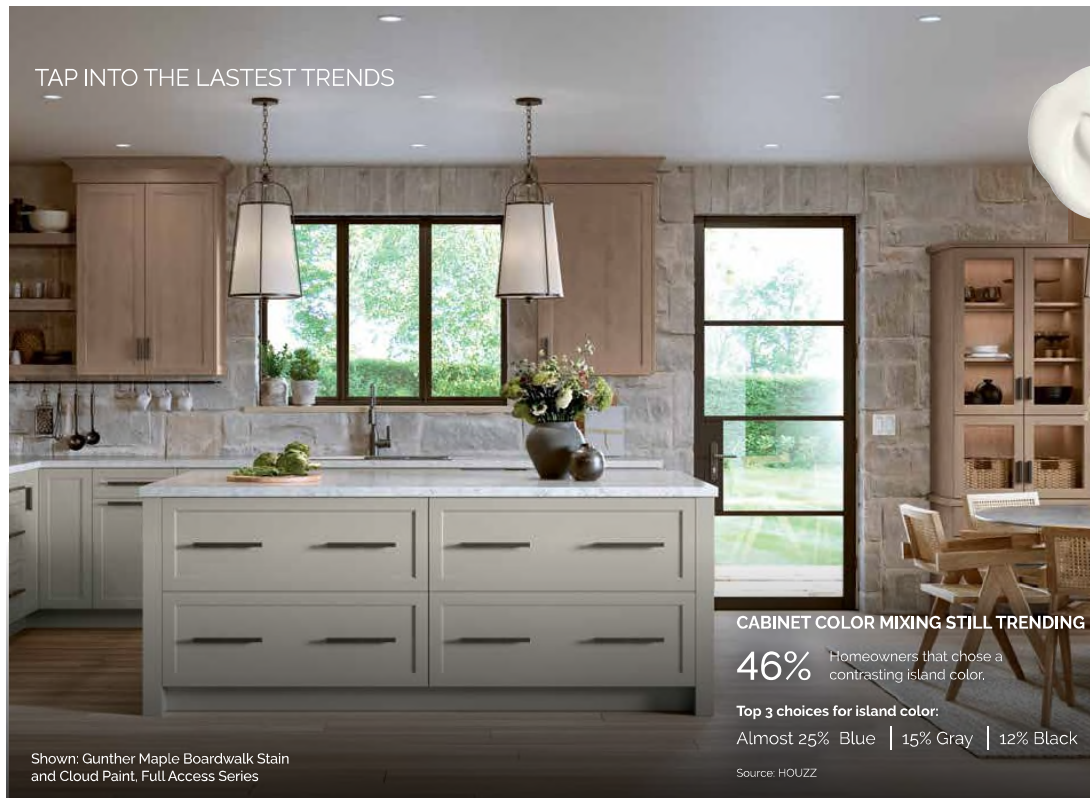
D DISTINCTION™ SERIES

When your project calls for additional nuance - like organization features - step up to Distinction™ Series.

F FULL ACCESS SERIES

The Full Access Series is the choice for a sleek exterior with easy access to additional interior storage.

TAP INTO THE LATEST TRENDS



Shown: Gunther Maple Boardwalk Stain and Cloud Paint, Full Access Series

CABINET COLOR MIXING STILL TRENDING

46% Homeowners that chose a contrasting island color.

Top 3 choices for island color:

Almost 25% Blue | 15% Gray | 12% Black

Source: HOUZZ




Base with Food Storage Container Organizer

INSIDE THIS DESIGN GUIDE

- 1 DESIGNER SPOTLIGHT
- 2 TAP INTO THE LATEST TRENDS
- 4 STYLE WITH STAYING POWER
- 12 JUST THE RIGHT FINISH
- 24 ORGANIZATIONAL OVERHAUL
- 28 WOOD HOODS THAT IMPRESS
- 30 PERSONALIZE WITH ACCESSORIES

TOP 3 MOST REQUESTED FUNCTIONAL DESIGNS*

- Customized Storage Solutions (like the biometric security drawer shown below)
- Multi-Functional Islands
- Open Configurations



Biometric Security Drawer



Wall Appliance Garage with Vertical-Lift Door

MUST-HAVE FEATURES RESPOND TO SMALL-APPLIANCE TREND*

Appliance garages, like the one shown to the left, are key in concealing steamers, air-fryers and slow-cooking appliances.

Food Storage Container Organizer, shown above, puts meal prep at your fingertips.

AVOID REGRET**

Kitchen aspects for which homeowners most regret not splurging.

- 33% Made kitchen larger
- 26% Cabinets
- 25% Pantry
- 24% Storage/organization

* 2023/2024 MasterBrand Cabinetry Trends Report
 ** Source: RICKI - 2023 Remodelers 300



Shown: Trystan Maple Moonstone Paint, Distinction™ Series

READY, SET, STYLE.

Selecting a drawer and door style is a great place to get started. From a straight-forward Shaker to an intricately detailed design style, Diamond® has what you need.

THINGS TO CONSIDER WHEN SHOPPING STYLES:


Select the one that aligns with your vision.




Clean, smooth slab drawer fronts.



Detailed, five-piece drawer fronts.



Full overlay drawer and door fronts will deliver seamless coverage of cabinet fronts.



Partial overlay allows each drawer and door to stand out on its own.



Cherry, maple, oak and more. The wood species you choose will effect the way your chosen wood stain or paint reads on the wood color and grain. With so many combinations to choose from, your designer can help further guide.



DESIGNER TIP:

Does your design call for modern and minimal? Specialty laminate may be for you. See these sleek styles on page 22.

FULL OVERLAY DOOR STYLES

Species and finish offering differs in each Series.

- ① Full Access Series
- ② Distinction™ Series
- ③ Vibe™ Series
- ④ Cherry
- ⑤ MDF
- ⑥ Rustic Hickory
- ⑦ Maple
- ⑧ Oak
- ⑨ Painted Hardwood
- ⑩ Rustic Alder
- ⑪ Laminate
- ⑫ PureStyle™

* Framed and Full Access Construction platforms are available on all Full Overlay door styles except for Breman MDF, Bryant MDF, Caldera MDF and Worthen PureStyle, which are available in Framed Construction only.



Farrah
5-Piece Drawer Front



Farrah
Profiled Slab Drawer Front



Gunther
5-Piece Drawer Front



Gunther
Slab Drawer Front



Bryant**
5-Piece Drawer Front



Bryant*
5-Piece Narrow Rail Drawer Front



Bryant*
Slab Drawer Front



LaGrange
5-Piece Drawer Front

* Breman, Bryant, Wendell and Westburke Purestyle feature mitered door and drawer front construction.

FULL OVERLAY DOOR STYLES

* Framed and Full Access Construction platforms are available on all Full Overlay door styles except for Breman MDF, Bryant MDF, Caldera MDF and Worthen PureStyle, which are available in Framed Construction only.

Species and finish offering differs in each Series.

- ① Full Access Series ④ Cherry ⑧ Maple ⑫ Rustic Alder
- ② Distinction® Series ⑤ MDF ⑨ Oak ⑬ Laminate
- ③ Vibe® Series ⑥ Rustic Hickory ⑩ Painted Hardwood ⑪ PureStyle™




Summer
5-Piece Drawer Front

① ② ③ ④ ⑤ ⑥ ⑦ ⑧ ⑨ ⑩ ⑪ ⑫ ⑬ ⑭ ⑮ ⑯ ⑰ ⑱ ⑲ ⑳ ㉑ ㉒ ㉓ ㉔ ㉕ ㉖ ㉗ ㉘ ㉙ ㉚ ㉛ ㉜ ㉝ ㉞ ㉟ ㊱ ㊲ ㊳ ㊴ ㊵ ㊶ ㊷ ㊸ ㊹ ㊺ ㊻ ㊼ ㊽ ㊾ ㊿



Summer
Slab Drawer Front

① ② ③ ④ ⑤ ⑥ ⑦ ⑧ ⑨ ⑩ ⑪ ⑫ ⑬ ⑭ ⑮ ⑯ ⑰ ⑱ ⑲ ⑳ ㉑ ㉒ ㉓ ㉔ ㉕ ㉖ ㉗ ㉘ ㉙ ㉚ ㉛ ㉜ ㉝ ㉞ ㉟ ㊱ ㊲ ㊳ ㊴ ㊵ ㊶ ㊷ ㊸ ㊹ ㊺ ㊻ ㊼ ㊽ ㊾ ㊿



Breman**
5-Piece Drawer Front

① ② ③ ④ ⑤ ⑥ ⑦ ⑧ ⑨ ⑩ ⑪ ⑫ ⑬ ⑭ ⑮ ⑯ ⑰ ⑱ ⑲ ⑳ ㉑ ㉒ ㉓ ㉔ ㉕ ㉖ ㉗ ㉘ ㉙ ㉚ ㉛ ㉜ ㉝ ㉞ ㉟ ㊱ ㊲ ㊳ ㊴ ㊵ ㊶ ㊷ ㊸ ㊹ ㊺ ㊻ ㊼ ㊽ ㊾ ㊿



Breman*
Slab Drawer Front

① ② ③ ④ ⑤ ⑥ ⑦ ⑧ ⑨ ⑩ ⑪ ⑫ ⑬ ⑭ ⑮ ⑯ ⑰ ⑱ ⑲ ⑳ ㉑ ㉒ ㉓ ㉔ ㉕ ㉖ ㉗ ㉘ ㉙ ㉚ ㉛ ㉜ ㉝ ㉞ ㉟ ㊱ ㊲ ㊳ ㊴ ㊵ ㊶ ㊷ ㊸ ㊹ ㊺ ㊻ ㊼ ㊽ ㊾ ㊿




Julien
5-Piece Drawer Front

① ② ③ ④ ⑤ ⑥ ⑦ ⑧ ⑨ ⑩ ⑪ ⑫ ⑬ ⑭ ⑮ ⑯ ⑰ ⑱ ⑲ ⑳ ㉑ ㉒ ㉓ ㉔ ㉕ ㉖ ㉗ ㉘ ㉙ ㉚ ㉛ ㉜ ㉝ ㉞ ㉟ ㊱ ㊲ ㊳ ㊴ ㊵ ㊶ ㊷ ㊸ ㊹ ㊺ ㊻ ㊼ ㊽ ㊾ ㊿



Julien
Profiled Slab Drawer Front

① ② ③ ④ ⑤ ⑥ ⑦ ⑧ ⑨ ⑩ ⑪ ⑫ ⑬ ⑭ ⑮ ⑯ ⑰ ⑱ ⑲ ⑳ ㉑ ㉒ ㉓ ㉔ ㉕ ㉖ ㉗ ㉘ ㉙ ㉚ ㉛ ㉜ ㉝ ㉞ ㉟ ㊱ ㊲ ㊳ ㊴ ㊵ ㊶ ㊷ ㊸ ㊹ ㊺ ㊻ ㊼ ㊽ ㊾ ㊿



Caldera*
5-Piece Drawer Front

① ② ③ ④ ⑤ ⑥ ⑦ ⑧ ⑨ ⑩ ⑪ ⑫ ⑬ ⑭ ⑮ ⑯ ⑰ ⑱ ⑲ ⑳ ㉑ ㉒ ㉓ ㉔ ㉕ ㉖ ㉗ ㉘ ㉙ ㉚ ㉛ ㉜ ㉝ ㉞ ㉟ ㊱ ㊲ ㊳ ㊴ ㊵ ㊶ ㊷ ㊸ ㊹ ㊺ ㊻ ㊼ ㊽ ㊾ ㊿




Caldera*
Slab Drawer Front

① ② ③ ④ ⑤ ⑥ ⑦ ⑧ ⑨ ⑩ ⑪ ⑫ ⑬ ⑭ ⑮ ⑯ ⑰ ⑱ ⑲ ⑳ ㉑ ㉒ ㉓ ㉔ ㉕ ㉖ ㉗ ㉘ ㉙ ㉚ ㉛ ㉜ ㉝ ㉞ ㉟ ㊱ ㊲ ㊳ ㊴ ㊵ ㊶ ㊷ ㊸ ㊹ ㊺ ㊻ ㊼ ㊽ ㊾ ㊿



Kenora
5-Piece Drawer Front

① ② ③ ④ ⑤ ⑥ ⑦ ⑧ ⑨ ⑩ ⑪ ⑫ ⑬ ⑭ ⑮ ⑯ ⑰ ⑱ ⑲ ⑳ ㉑ ㉒ ㉓ ㉔ ㉕ ㉖ ㉗ ㉘ ㉙ ㉚ ㉛ ㉜ ㉝ ㉞ ㉟ ㊱ ㊲ ㊳ ㊴ ㊵ ㊶ ㊷ ㊸ ㊹ ㊺ ㊻ ㊼ ㊽ ㊾ ㊿



Kenora
Slab Drawer Front

① ② ③ ④ ⑤ ⑥ ⑦ ⑧ ⑨ ⑩ ⑪ ⑫ ⑬ ⑭ ⑮ ⑯ ⑰ ⑱ ⑲ ⑳ ㉑ ㉒ ㉓ ㉔ ㉕ ㉖ ㉗ ㉘ ㉙ ㉚ ㉛ ㉜ ㉝ ㉞ ㉟ ㊱ ㊲ ㊳ ㊴ ㊵ ㊶ ㊷ ㊸ ㊹ ㊺ ㊻ ㊼ ㊽ ㊾ ㊿



Wendell*
5-Piece Drawer Front

① ② ③ ④ ⑤ ⑥ ⑦ ⑧ ⑨ ⑩ ⑪ ⑫ ⑬ ⑭ ⑮ ⑯ ⑰ ⑱ ⑲ ⑳ ㉑ ㉒ ㉓ ㉔ ㉕ ㉖ ㉗ ㉘ ㉙ ㉚ ㉛ ㉜ ㉝ ㉞ ㉟ ㊱ ㊲ ㊳ ㊴ ㊵ ㊶ ㊷ ㊸ ㊹ ㊺ ㊻ ㊼ ㊽ ㊾ ㊿




Wendell
Profiled Slab Drawer Front

① ② ③ ④ ⑤ ⑥ ⑦ ⑧ ⑨ ⑩ ⑪ ⑫ ⑬ ⑭ ⑮ ⑯ ⑰ ⑱ ⑲ ⑳ ㉑ ㉒ ㉓ ㉔ ㉕ ㉖ ㉗ ㉘ ㉙ ㉚ ㉛ ㉜ ㉝ ㉞ ㉟ ㊱ ㊲ ㊳ ㊴ ㊵ ㊶ ㊷ ㊸ ㊹ ㊺ ㊻ ㊼ ㊽ ㊾ ㊿



Leeton
5-Piece Drawer Front

① ② ③ ④ ⑤ ⑥ ⑦ ⑧ ⑨ ⑩ ⑪ ⑫ ⑬ ⑭ ⑮ ⑯ ⑰ ⑱ ⑲ ⑳ ㉑ ㉒ ㉓ ㉔ ㉕ ㉖ ㉗ ㉘ ㉙ ㉚ ㉛ ㉜ ㉝ ㉞ ㉟ ㊱ ㊲ ㊳ ㊴ ㊵ ㊶ ㊷ ㊸ ㊹ ㊺ ㊻ ㊼ ㊽ ㊾ ㊿



Leeton
Slab Drawer Front

① ② ③ ④ ⑤ ⑥ ⑦ ⑧ ⑨ ⑩ ⑪ ⑫ ⑬ ⑭ ⑮ ⑯ ⑰ ⑱ ⑲ ⑳ ㉑ ㉒ ㉓ ㉔ ㉕ ㉖ ㉗ ㉘ ㉙ ㉚ ㉛ ㉜ ㉝ ㉞ ㉟ ㊱ ㊲ ㊳ ㊴ ㊵ ㊶ ㊷ ㊸ ㊹ ㊺ ㊻ ㊼ ㊽ ㊾ ㊿



Lawford
5-Piece Drawer Front

① ② ③ ④ ⑤ ⑥ ⑦ ⑧ ⑨ ⑩ ⑪ ⑫ ⑬ ⑭ ⑮ ⑯ ⑰ ⑱ ⑲ ⑳ ㉑ ㉒ ㉓ ㉔ ㉕ ㉖ ㉗ ㉘ ㉙ ㉚ ㉛ ㉜ ㉝ ㉞ ㉟ ㊱ ㊲ ㊳ ㊴ ㊵ ㊶ ㊷ ㊸ ㊹ ㊺ ㊻ ㊼ ㊽ ㊾ ㊿



Lawford
Slab Drawer Front

① ② ③ ④ ⑤ ⑥ ⑦ ⑧ ⑨ ⑩ ⑪ ⑫ ⑬ ⑭ ⑮ ⑯ ⑰ ⑱ ⑲ ⑳ ㉑ ㉒ ㉓ ㉔ ㉕ ㉖ ㉗ ㉘ ㉙ ㉚ ㉛ ㉜ ㉝ ㉞ ㉟ ㊱ ㊲ ㊳ ㊴ ㊵ ㊶ ㊷ ㊸ ㊹ ㊺ ㊻ ㊼ ㊽ ㊾ ㊿

FULL OVERLAY DOOR STYLES

* Framed and Full Access Construction platforms are available on all Full Overlay door styles except for Broman MDF, Bryant MDF, Caldera MDF and Worthen PureStyle, which are available in Framed Construction only.

Species and finish offering differs in each Series.

- ① Full Access Series ② Cherry ③ Maple ④ Rustic Alder
- ⑤ Distinction™ Series ⑥ MDF ⑦ Oak ⑧ Laminate
- ⑨ Vibe™ Series ⑩ Rustic Hickory ⑪ Painted Hardwood ⑫ PureStyle™



NEW

Boynton
5-Piece Drawer Front


- ① ②
- ③ ④
- ⑤ ⑥



NEW

Boynton
Slab Drawer Front

- ① ②
- ③ ④
- ⑤ ⑥



Wells
5-Piece Drawer Front

- ① ②
- ③ ④
- ⑤ ⑥




Wells
Slab Drawer Front

- ① ②
- ③ ④
- ⑤ ⑥




Bluffton
5-Piece Drawer Front

- ① ② ③ ④
- ⑤ ⑥ ⑦ ⑧
- ⑨ ⑩ ⑪ ⑫



Bluffton
Profilled Slab Drawer Front

- ① ② ③ ④
- ⑤ ⑥ ⑦ ⑧
- ⑨ ⑩ ⑪ ⑫



NEW

Murphy
5-Piece Drawer Front

- ① ② ③ ④ ⑤ ⑥
- ⑦ ⑧ ⑨ ⑩ ⑪ ⑫



NEW

Murphy
Slab Drawer Front

- ① ② ③ ④ ⑤ ⑥
- ⑦ ⑧ ⑨ ⑩ ⑪ ⑫




Liberty
5-Piece Drawer Front

- ① ② ③
- ④ ⑤




Liberty
Slab Drawer Front

- ① ② ③
- ④ ⑤



Loren**
Slab Drawer Front

- ① ② ③ ④
- ⑤ ⑥ ⑦ ⑧
- ⑨ ⑩ ⑪ ⑫



Trystan
Slab Drawer Front

- ① ②
- ③ ④



Bailey
5-Piece Drawer Front

- ① ②
- ③ ④



Bailey
Profilled Slab Drawer Front

- ① ②
- ③ ④



Davis
5-Piece Drawer Front

- ① ② ③ ④
- ⑤ ⑥ ⑦ ⑧



Davis
Slab Drawer Front

- ① ② ③
- ④ ⑤



DESIGNER TIP:

Loren does it all - Available in stain, painted and laminate so you can have this great style any way you like it.

** When Loren is selected in Painted Hardwood, the doors and drawer fronts will be constructed of medium density fiberboard (MDF) or high density fiberboard (HDF).

FULL OVERLAY DOOR STYLES

* Framed and Full Access Construction platforms are available on all Full Overlay door styles except for Broman MDF, Bryant MDF, Caldera MDF and Worthen PureStyle, which are available in Framed Construction only.



Adair
5-Piece Drawer Front



Paterson
5-Piece Drawer Front



Paterson
Slab Drawer Front



Camilla
5-Piece Drawer Front



PARTIAL OVERLAY DOOR STYLES

Species and finish offering differs in each Series.

- Full Access Series
- Distinction® Series
- Vibe® Series
- Cherry
- MDF
- Rustic Hickory
- Maple
- Oak
- Painted Hardwood
- Rustic Alder
- Laminate
- PureStyle™



Westburke*
5-Piece Drawer Front



Westburke
Slab Drawer Front



Gradon
Profilled Slab Drawer Front



Neilson
Slab Drawer Front



FULL OVERLAY ALUMINUM FRAME DOOR ACCENTS




Aluminum Finish
Clear Glass

Aluminum Finish
Frosted Glass

Brushed Stainless Finish
Clear Glass

Brushed Stainless Finish
Frosted Glass



Black Powder Coat Finish
Clear Glass

Black Powder Coat Finish
Frosted Glass



DESIGNER TIP:

Add interest and elevate your design with Aluminum Frame Door Accents.

- Full Access Series
- Distinction® Series



Hebron
Profilled Slab Drawer Front



Rayne
Slab Drawer Front



Livingston
5-Piece Drawer Front



Livingston
Slab Drawer Front




FINISHES

JUST THE RIGHT FINISH.

Year after year, white wins the popular vote in kitchen cabinet paint finish choice, and it may be the winning choice for you.

If that's the case, the real question is which white. After all, white isn't white. There are many shades and tints of white to choose from with Diamond. Work with your designer to find your right white.



Shown: Boynton Maple Brightest White, Distinction™ Series



Shown: Furniture Valance Maple White Paint



DESIGNER TIP:

Prior to making a final decision, be sure to view the finish you select in your home in the lighting that your cabinets will experience and at different times of day. This will ensure you make a confident choice.

Daubs shown above: Coconut, Icy Avalanche, Steam, White and Brightest White

Please refer to door samples for a true representation of finish color. This printed guide cannot be considered color accurate.



Shown: Gunther Maple Icy Avalanche and Cherry Boardwalk, Distinction™ Series




Shown: Wells Maple Maritime Paint, Distinction™ Series


CUE THE COLOR.

What if white isn't right for your design? You can go bold and choose a color for your full design or go with a dynamic two-tone design to create dimension. The two-tone concept can be done with two paint finishes or a paint and a stain.

These are some of our favorite finish combinations to inspire you!



Maritime Paint & More, Stain



Foxhall Green Paint & Colt, Stain



Black Paint & Serious Gray Paint

FINISHES

Available on species as indicated. See your designer for exclusions.

PAINTS* AND LAMINATES

 Brightest White F (M) (D) (V) D (M) (D)	 White F (M) (D) (V) D (M) (D) (P) (L) (F)	 Coconut F (M) (D) (V) D (M) (D) (P) (L) (F)
 Steam F (M) (D) (V) D (M) (D)	 Icy Avalanche F (M) (D) (V) D (M) (D) (P) (L) (F)	 Cloud F (M) (D) (V) D (M) (D) (P) (L) (F)
 Serious Gray F (M) (D) (V) D (M) (D)	 Moonstone F (M) (D) (V) D (M) (D) (P) (L) (F)	 Naval F (M) (D) (V) D (M) (D) (P) (L) (F)
 Maritime F (M) (D) (V) D (M) (D) (P) (L) (F)	 Foxhall Green F (M) (D) (V) D (M) (D)	 Black F (M) (D) (V) D (M) (D) (P) (L) (F)



DESIGNER TIP:
The wood species you select will impact how your paint choice reads. Paint on a species with a tighter grain, such as maple wood shown here, results in a smooth opaque-colored finish.































TOP IT OFF WITH GLAZE.
Glazes are just one more way to make your design uniquely yours and add character and depth to your cabinet design. Choose Penned Glaze for a concentrated glaze detail in the crevices of the cabinet drawer and door fronts.

* The door and/or drawer front center panel on Maple painted doors may be constructed of Medium Density Fiberboard (MDF), except on the Liberty door style, or when Heirlooming is specified.

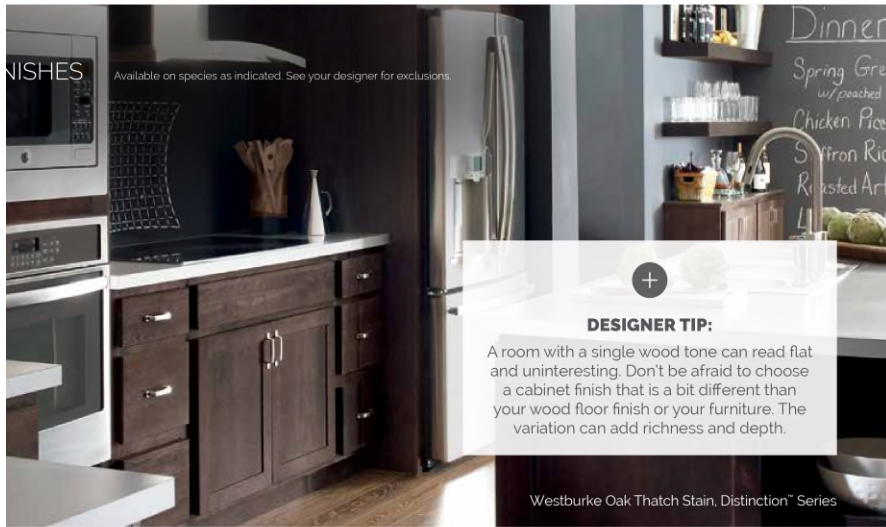
Species and finish offering differs in each Series.

- F Full Access Series
- D Distinction® Series
- V Vibe® Series
- Cherry
- MDF
- Rustic Hickory
- Maple
- Oak
- Painted Hardwood
- Rustic Alder
- Laminate
- PureStyle™

PAINTS WITH PENNED GLAZES*

 Brightest White with Amaretto Crème F (M) (D) (V) D (M) (D)	 Brightest White with Charcoal F (M) (D) (V) D (M) (D)	 White with Amaretto Crème F (M) (D) (V) D (M) (D) (P) (L) (F)	 White with Charcoal F (M) (D) (V) D (M) (D)	 Coconut with Amaretto Crème F (M) (D) (V) D (M) (D) (P) (L) (F)	 Coconut with Charcoal F (M) (D) (V) D (M) (D)
 Brightest White with Grey Stone F (M) (D) (V) D (M) (D)	 Brightest White with Toasted Almond F (M) (D) (V) D (M) (D)	 White with Grey Stone F (M) (D) (V) D (M) (D) (P) (L) (F)	 White with Toasted Almond F (M) (D) (V) D (M) (D)	 Coconut with Grey Stone F (M) (D) (V) D (M) (D) (P) (L) (F)	 Coconut with Toasted Almond F (M) (D) (V) D (M) (D)
 Steam with Amaretto Crème F (M) (D) (V) D (M) (D) (P) (L) (F)	 Steam with Charcoal F (M) (D) (V) D (M) (D)	 Icy Avalanche with Amaretto Crème F (M) (D) (V) D (M) (D) (P) (L) (F)	 Icy Avalanche with Charcoal F (M) (D) (V) D (M) (D)	 Cloud with Amaretto Crème F (M) (D) (V) D (M) (D) (P) (L) (F)	 Cloud with Charcoal F (M) (D) (V) D (M) (D)
 Steam with Grey Stone F (M) (D) (V) D (M) (D) (P) (L) (F)	 Steam with Toasted Almond F (M) (D) (V) D (M) (D)	 Icy Avalanche with Grey Stone F (M) (D) (V) D (M) (D) (P) (L) (F)	 Icy Avalanche with Toasted Almond F (M) (D) (V) D (M) (D)	 Cloud with Grey Stone F (M) (D) (V) D (M) (D) (P) (L) (F)	 Cloud with Toasted Almond F (M) (D) (V) D (M) (D)
 Serious Gray with Amaretto Crème F (M) (D) (V) D (M) (D)	 Serious Gray with Charcoal F (M) (D) (V) D (M) (D)	 Serious Gray with Grey Stone F (M) (D) (V) D (M) (D)	 Serious Gray with Toasted Almond F (M) (D) (V) D (M) (D)		

* The door and/or drawer front center panel on Maple painted doors may be constructed of Medium Density Fiberboard (MDF), except on the Liberty door style, or when Heirlooming is specified.



Species and finish offering differs in each Series.

- 1 Full Access Series
- 2 Distinction™ Series
- 3 Vibe™ Series
- 4 Cherry
- 5 MDF
- 6 Rustic Hickory
- 7 Maple
- 8 Oak
- 9 Painted Hardwood
- 10 Rustic Alder
- 11 Laminate
- 12 PureStyle™

STAINS WITH PENNED GLAZES

Buckskin with Amaretto Crème	Buckskin with Charcoal	Buckskin with Toasted Almond	Colt with Amaretto Crème	Colt with Charcoal	Colt with Toasted Almond
1 2 3 4 5 6 7 8 9 10 11 12	1 2 3 4 5 6 7 8 9 10 11 12	1 2 3 4 5 6 7 8 9 10 11 12	1 2 3 4 5 6 7 8 9 10 11 12	1 2 3 4 5 6 7 8 9 10 11 12	1 2 3 4 5 6 7 8 9 10 11 12
Kanga with Amaretto Crème	Kanga with Charcoal	Kanga with Toasted Almond	Morel with Amaretto Crème	Morel with Charcoal	Morel with Toasted Almond
1 2 3 4 5 6 7 8 9 10 11 12	1 2 3 4 5 6 7 8 9 10 11 12	1 2 3 4 5 6 7 8 9 10 11 12	1 2 3 4 5 6 7 8 9 10 11 12	1 2 3 4 5 6 7 8 9 10 11 12	1 2 3 4 5 6 7 8 9 10 11 12
Natural with Amaretto Crème	Natural with Charcoal	Natural with Toasted Almond	Sahara with Amaretto Crème	Sahara with Charcoal	Sahara with Toasted Almond
1 2 3 4 5 6 7 8 9 10 11 12	1 2 3 4 5 6 7 8 9 10 11 12	1 2 3 4 5 6 7 8 9 10 11 12	1 2 3 4 5 6 7 8 9 10 11 12	1 2 3 4 5 6 7 8 9 10 11 12	1 2 3 4 5 6 7 8 9 10 11 12
Thatch with Amaretto Crème	Thatch with Charcoal	Thatch with Toasted Almond	Boardwalk with Amaretto Crème	Boardwalk with Charcoal	Boardwalk with Toasted Almond
1 2 3 4 5 6 7 8 9 10 11 12	1 2 3 4 5 6 7 8 9 10 11 12	1 2 3 4 5 6 7 8 9 10 11 12	1 2 3 4 5 6 7 8 9 10 11 12	1 2 3 4 5 6 7 8 9 10 11 12	1 2 3 4 5 6 7 8 9 10 11 12
Cattail with Amaretto Crème	Cattail with Charcoal	Cattail with Toasted Almond	Tundra with Amaretto Crème	Tundra with Charcoal	Tundra with Toasted Almond
1 2 3 4 5 6 7 8 9 10 11 12	1 2 3 4 5 6 7 8 9 10 11 12	1 2 3 4 5 6 7 8 9 10 11 12	1 2 3 4 5 6 7 8 9 10 11 12	1 2 3 4 5 6 7 8 9 10 11 12	1 2 3 4 5 6 7 8 9 10 11 12

STAINS

Natural	Sahara	Light	Cattail	Kanga
1 2 3 4 5 6 7 8 9 10 11 12	1 2 3 4 5 6 7 8 9 10 11 12	1 2 3 4 5 6 7 8 9 10 11 12	1 2 3 4 5 6 7 8 9 10 11 12	1 2 3 4 5 6 7 8 9 10 11 12
Buckskin	Boardwalk	Morel	Seal	Colt
1 2 3 4 5 6 7 8 9 10 11 12	1 2 3 4 5 6 7 8 9 10 11 12	1 2 3 4 5 6 7 8 9 10 11 12	1 2 3 4 5 6 7 8 9 10 11 12	1 2 3 4 5 6 7 8 9 10 11 12
Sahara	Thatch	Titanium	Storm	Chocolate
1 2 3 4 5 6 7 8 9 10 11 12	1 2 3 4 5 6 7 8 9 10 11 12	1 2 3 4 5 6 7 8 9 10 11 12	1 2 3 4 5 6 7 8 9 10 11 12	1 2 3 4 5 6 7 8 9 10 11 12

SHEEN



Shown: Gunther Maple Boardwalk Stain, Full Access Series



MATTE SHEEN *(Top portion of door)*

Our low sheen top coat is less reflective and absorbs more light, resulting in a softer, more muted look. Available on all stains and glazed stains. Not available on paints or glazed paints.


SATIN SHEEN *(Lower portion of door)*

Our timeless original top coat features a moderate sheen which is reflective without being too glossy. Available on all stains, glazed stains, paints and glazed paints.

HEIRLOOMING

Finishing techniques are a great way to give your cabinets a unique look. Heirlooming adds dimension and interest to your cabinets.

Over-sanded edges and profiles expose the underlying wood to create a naturally aged appearance, lending depth and character.



DESIGNER TIP:

Accessorize your cabinetry with personal touches like these furniture-inspired feet. See more accessory options on page 30.



Shown: Craftsman Foot Black Paint

PURESTYLE™

Diamond® Vibe™ Series offers PureStyle™ for those looking for the beauty of a paint finish with added durability.

The PureStyle wrapped door and drawer front design solution delivers crisp, clean details and a durable, paint-like finish. The added benefits of color consistency paired with the resistance to scratching, fading and surface water mean PureStyle delivers fashion without the fuss.

● Vibe™ Series



CLEANS BEAUTIFULLY.
A clean cloth dampened with a solution of 5% dish soap and 95% water is all it takes to clean PureStyle cabinetry. Dry with a clean, soft cloth.



FULL OVERLAY DOOR STYLES



Breman
5-Piece Drawer Front



Breman
Slab Drawer Front



Bryant
5-Piece Drawer Front



Bryant
Slab Drawer Front

FULL OVERLAY DOOR STYLES



Lawford
5-Piece Drawer Front



Lawford
Slab Drawer Front



Wendell
5-Piece Drawer Front

PARTIAL OVERLAY DOOR STYLES



Westburke
5-Piece Drawer Front



Westburke
Slab Drawer Front



Neilson
Slab Drawer Front



White



Coconut



Icy Avalanche



Cloud



Moonstone



Maritime

EXCEPTIONAL FINISH.

PureStyle features color consistency without the unpredictable variability often seen by various wood types. The surface regularity of PureStyle results in a fashionable, clean-lined aesthetic.



+

DESIGNER TIP:
Looking to add a little extra something to your design? Consider a modern, high gloss finish or a grain texture with Diamond's specialty laminates.



FULL OVERLAY SPECIALTY STYLES

* Framed and Full Access Construction platforms are available on all Full Overlay door styles except for Caldera MDF, Bremen MDF, Bryant MDF, and Worthen PureStyle, which are available in Framed Construction only; Squall available only in Full Access Series.

Species and finish offering differs in each Series.

- Full Access Series ● Cherry ● Maple ● Rustic Alder
- Distinction™ Series ● MDF ● Oak □ Laminate
- Vibe™ Series ● Rustic Hickory ● Painted Hardwood □ PureStyle™



Wixom
Slab Drawer Front

- □
- □
- High Gloss White



Tranter
Slab Drawer Front

- □
- □
- Arctic
- Obsidian



Graniti
Slab Drawer Front

- □
- □
- Icy Avalanche Linea Nightfall
- Antler
- Squall
- Wharf
- Elk
- Gunstock



Worthen™
5-Piece Drawer Front

- □
- Icy Avalanche Linea Nightfall
- Elk
- Gunstock

HIGH GLOSS LAMINATE



High Gloss White Matching Metallic

TEXTURED WOOD GRAIN LAMINATES



Arctic Wharf Elk Gunstock Obsidian

WOOD GRAIN LAMINATES



Icy Avalanche Linea Nightfall Antler Squall

Shown: Tranter Arctic, Wixom High Gloss White and Tranter Obsidian Specialty Laminates, Distinction™ Series

ORGANIZATION




DESIGNER TIP:

24% of consumers regret not selecting organizational features as part of their kitchen remodel*. Build them into your design from the get-go.

ORGANIZATIONAL OVERHAUL

Who couldn't use a little help keeping life better organized? Tucked inside Diamond® cabinets are a multitude of organizational options just waiting to tidy your Tupperware® and make sense of your mess. With so many Diamond® Logix™ options to choose from, you can select the right combination for your personal needs. After all, cabinet organization is more than storage — it's peace of mind.


- ❶ SuperCabinet™
- ❷ EZ-Org™ Modular Pull-out Racks
- ❸ Wall Refrigerator Pull-out
- ❹ Biometric Security Drawer
- ❺ Wood Tiered Cutlery Divider Drawer
- ❻ Base Container Pantry Pull-out
- ❼ Base Utensil Pantry Pull-out
- ❽ Base Corner Curved Pull-out
- ❾ Base Pots and Pans Pull-out
- ❿ Lazy Susan Pull-out
- ⓫ Base Roll Trays
- ⓬ Base with Roll-out Tray Divider
- ⓭ Utility Organizer Drop Zone



WOOD HOODS

A trend with staying power, wood hoods top many kitchen remodel must-have lists. Whether built-in to seamlessly integrate with cabinetry or designed to stand out as a showpiece, Diamond® makes wood hoods for every kitchen.

- ➊ Straight Batten Wood Hood
- ➋ Canopy Square Wood Hood
- ➌ Square Flat Panel Wood Hood
- ➍ Classic Square Wood Hood
- ➎ Linear Tapered Wood Hood
- ➏ Simple Tapered Wood Hood
- ➐ Shiplap Tapered Wood Hood
- ➑ Tapered Wood Hood




+
DESIGNER TIP:
 Don't settle for just any wood hood. Your designer can create a wood hood that perfectly complements your kitchen.

ACCESSORIES

Design is in the details which is why Diamond® offers an endless array of options to make your kitchen uniquely yours. Don't overlook the power of the small elements in the overall look of your room. You'll find even more options online at diamondcabinets.com.

- ❶ Floating Shelf
- ❷ Finger Pull Hardware
- ❸ Compact Drawer Outlet
- ❹ Power Pod
- ❺ Madeline Foot
- ❻ Rain Glass Insert
- ❼ Straight Angle Crown Moulding





Project Planner

Enjoy the journey
by using Diamond's start-to-finish overview of designing your new room. As always, your designer is here to walk alongside you, offer guidance and help deliver your vision.



Visit diamondcabinets.com
for more information and inspiration.

diamondcabinets.com

LOCK IN YOUR STYLE.

- Browse magazines and websites such as Houzz and Pinterest to select images that reflect your design style.
- Save your favorite door styles, finishes and organizational cabinets and specialty products on the Diamond website.

ASSESS AND DESIGN.

- Obtain accurate measurements for your new space.
- Meet with your kitchen designer to work on design options and layouts.
- Consider your other design components: flooring, countertop, backsplash, lighting, faucets, appliances, wall color, and hardware.
- Develop a budget for your new space.

PLACE YOUR CABINET ORDER.

- Secure an installer if your designer is not doing this for you.
- Use this time to prepare meals ahead of time and set up a temporary kitchen space if you are undergoing a remodel.
- Determine tasks to be completed before your cabinets arrive. Be sure to complete everything you need to complete, such as flooring installation, before your cabinets arrive.

ENJOY YOUR SPACE.

- Review the care and cleaning information. Discover how to touch up your cabinets.
- Learn how to make adjustments to your cabinet door hinges and drawer guides.
- Enjoy!

FULL ACCESS – ALL PLYWOOD* CONSTRUCTION

Full Access cabinetry is built without a traditional frame, leaving only a small sliver of the cabinet box visible when the doors and drawers are closed. This construction platform has become a growing trend for homeowners in search of a streamlined look. Available on most Full Overlay door styles with the exception of Caldera MDF, Breman MDF, Bryant MDF and Worthen PureStyle.

CABINET BOX

5/8" Thick plywood

CABINET EXTERIOR

- Sides/back: unfinished veneer
- Wall cabinet top/bottom: clear coated veneer

CABINET INTERIOR

Clear coated veneer

DRAWERS

Four-sided, dovetailed, clear-coated hardwood with full extension, Smart Stop™

HINGES

Fully concealed, 6-way adjustable hinge with Smart Stop

STRETCHER RAILS

5/8" Thick plywood

ADJUSTABLE SHELF

3/4" Thick plywood with clear coated veneer

TOEKICK

Unfinished plywood; field-applied; Toeboard required



*All plywood components meet ANSI/HPVA HP-1 standards, and may contain MDF or particleboard.

STANDARD CONSTRUCTION

This traditional cabinetry construction features a 1-1/2" wide face frame behind the door and drawer front. Regardless of the door style chosen, a portion of the frame will be visible when the doors and drawers are closed. Available on all Full Overlay and Partial Overlay door styles.

CABINET BOX

- Top and Bottom: 3/8" Thick furniture board
- Sides: 1/2" Thick furniture board
- Back: 3/8" Thick furniture board

CABINET EXTERIOR

- Sides: matching laminate*
- Wall cabinet top/bottom: Natural Maple laminate
- Back: unfinished

CABINET INTERIOR

Natural Maple laminate

DRAWERS

Four-sided, dovetailed, clear-coated hardwood with full extension, Smart Stop™

HINGES

Fully concealed, 6-way adjustable hinge with Smart Stop

I-BEAM BRACES

3/8" Thick furniture board

ADJUSTABLE SHELF

3/4" Thick furniture board with Natural Maple laminate and PVC edgebanding

TOEKICK

Unfinished furniture board; field-applied; Toeboard required



ALL-PLYWOOD** CONSTRUCTION UPGRADE AVAILABLE

Ask your designer about construction upgrade options.

* Exteriors are laminate that match the color of the face frame, with the exception of Foxhall Green, Serious Gray and Cherry Storm.
** All-plywood components meet ANSI/HPVA HP-1 standards, and may contain MDF or particleboard.

Diamond®

Make your mark.™



FULL ACCESS SERIES
Full Access Semi-Custom Cabinetry



DISTINCTION™ SERIES
Framed Semi-Custom Cabinetry



VIBE™ SERIES
Framed Value Semi-Custom Cabinetry

Styles, product availability and construction may vary slightly from those shown in this book due to material availability and/or design evolution. Specifications are subject to change without notice. Customer service is available if your design requires verification of product availability and specifications.

Product photography and illustrations have been reproduced as accurately as possible using the latest printing technologies permit. To ensure highest satisfaction, we strongly recommend you view an actual sample for best color, wood grain and finish representation.

Diamond® has a Limited Lifetime Warranty.

For terms and conditions, please visit: <https://www.diamondcabinets.com/warranty>



Part of the
MasterBrand®
Family

[diamondcabinets.com](https://www.diamondcabinets.com)
#DiamondCabinets
© 2023 MasterBrand Cabinets LLC
All rights reserved.

WEST
1100409950
2023-08/WA/2/MI